

April 18, 2005

Hot City Hookup


By Nesasha Lacefield

Wireless Dayton Days Contributor

Follow these steps to connect to the Hot City network:

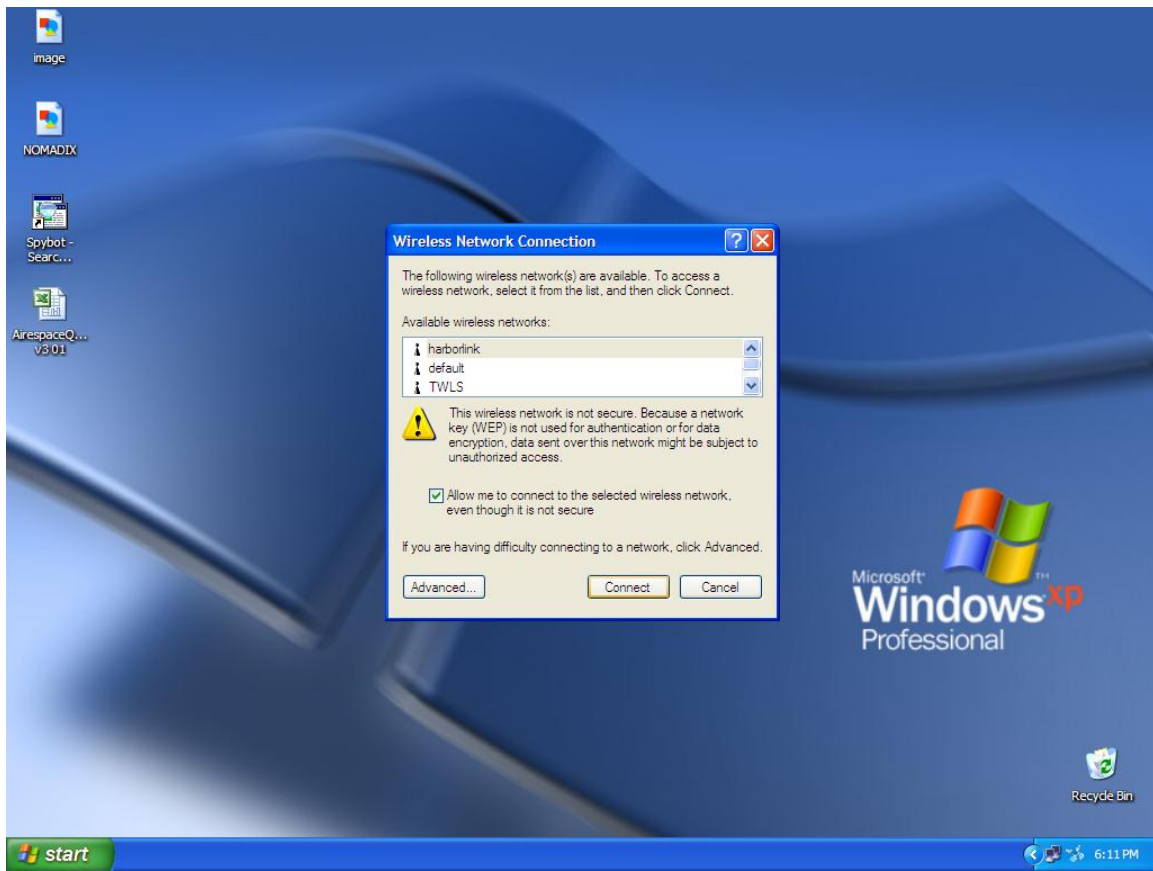
Step 1:

As you enter a HarborLink Network hotspot, Windows will alert you to the presence of an available wireless network.



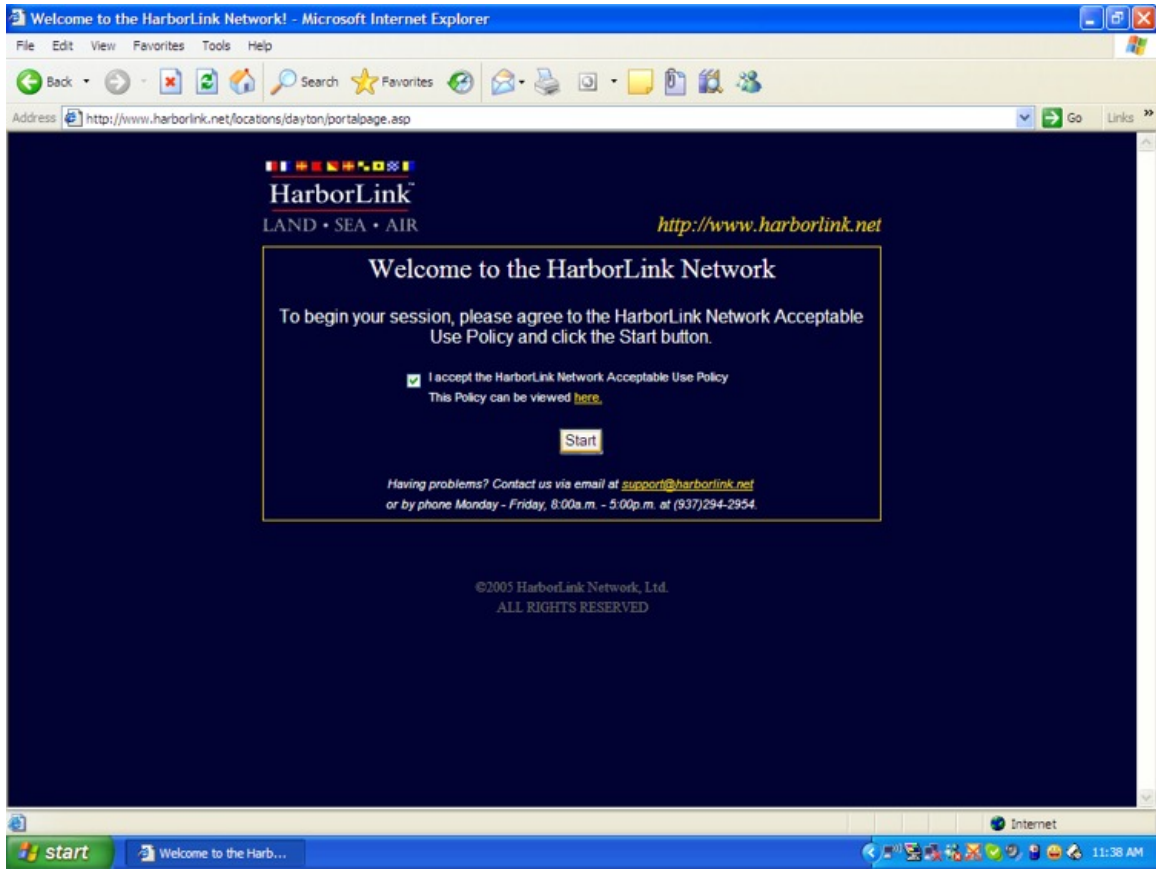
Step 2:

You will see a window that lists available wireless networks. Select "harborlink" then press "Connect."



Step 3:

Once you are connected, open a Web browser. You'll be forwarded automatically to the HarborLink Network authentication page. Simply click the checkbox to accept the network's terms of use, then click the "Start" button to begin.



Step 4:

Next you will see the “welcome” page. You may surf the Web from here. This page will appear every 12 minutes — but not until after you conduct surfing activity — as a friendly reminder of the sponsors and the venue providing free Internet access.

Free wireless Internet access provided by these sponsors...

X-panded sports news
Every Monday



DaytonDailyNews.com
FreeSpot
Powered by HarborLink

X-panded business news
Every Sunday



Welcome to Dayton



A city of innovation, first to offer free WiFi in public-private partnership at no cost to taxpayers.
[City of Dayton official site](#)

find **Food**
RESTAURANT SEARCH&REVIEWS



[Check Out the Dining Guide](#)

Weather

Currently 39°F, partly cloudy.
Winds: 18 mph from the south
[Forecast](#) | [Radar](#) | [E-mail alerts](#)

Local News
Provided by DaytonDailyNews.com

- [Judge rules against new trial for Barton](#)
- [UD gears up for St. Patrick's Day](#)
- [Police watching for driving drinkers](#)
- [Text of Bush, Portman remarks](#)
- [Suspicious fire levels homes](#)

find **Music & Clubs**



[Your Online Music Guide](#)

Sharpen your scissors




The New Coupon Clips has arrived!
[View Online](#)

Neighbors



Read the **Neighbors** section online

find **Events**
SEARCH LOCAL EVENTS CALENDAR



commercial space



Looking for Office, Retail or Industrial Space?

Access office, retail, industrial & sub-lease listings in the Dayton area.

Wurricane *If your car doesn't sell*

Frequently Asked Questions

Q. What is HarborLink?

A. It is a leading provider of free, high-speed, wireless Internet access. Based in Dayton, HarborLink operates wireless "hotspots" in venues such as bars, restaurants, coffee houses, city zones and other public places. For a listing of locations, please visit <http://www.harborlink.net/locations>.

Q. What do I need to use HarborLink?

A. All you need is a Wi-Fi compatible laptop, personal digital assistant (PDA) or handheld computer. Harborlink sites support 802.11b and 802.11g wireless devices, which are standard among most wireless equipment people may purchase from computer vendors and retail outlets such as Best Buy, Micro Center, Fry's Electronics or CompUSA.

Q. What is the network name or SSID that HarborLink transmits?

A. The standard network name is "harborlink." Wi-Fi wireless works by using the company's equipment located in your area to transmit a wireless "beacon" that tells computers the service is available. This beacon is known as a network name or SSID in the tech world. For more information, see this article's instructions for selecting a network name.

Q. My computer runs Windows 98, ME or 2000. How do I connect to HarborLink?

A. People using older versions of Windows may apply this article's step-by-step instructions to connect. The one difference is the process of selecting a network name or SSID. Older laptops generally have external wireless cards that may require manual changes to connect. Instructions on how to set the SSID vary depending on the brand and model of wireless network cards being used. Many wireless adapters allow users to set SSIDs via icons on start bars. However, if the cards do not have this function, you may follow these steps:

1. Right-click on "Network Neighborhood" and select "properties." If "Network Neighborhood" does not appear on the desktop, open the control panel and double-click on "Network."
2. Under the "Configuration" tab, arrow down until you see the name of your wireless adapter. Highlight the name then select "Properties."
3. Click on the "Advanced" tab. Under the "Property" window, locate and click on "SSID" or "Network Name" (depending on the wireless brand).
4. Under "Value," type "harborlink" (all lower case, no quotation marks).
5. Click "OK" twice.
6. You should be connected, provided your computer does not require a reboot. If a reboot is needed, you should be connected upon completion of the reboot.

Q. Will wireless be available 24 hours, seven days a week?

A. Yes.

Q. Is it free?

A. Yes.

Q. Who is in charge of maintaining the wireless service?

A. HarborLink Network.

Q. What number should I call for help or technical support?

A. Call 800-451-0738.

Q. When I'm not in Dayton, how do I find other HotSpots?

A. You may do a Web search for "ohio wifi hotspots" or check out these sites:

- <http://www.wififreespot.com/oh.html>
- <http://www.ohio.metrofreefi.com/city.php?city=Dayton>
- <http://www.dma.org>
- <http://www.apcug.net>

Q. How do I contact HarborLink?

A. HarborLink welcomes your questions and comments. Feel free to contact the company at:

HarborLink Network, Ltd.
3131 S. Dixie Drive

Suite 500
Dayton, OH 45439

Phone: 937-294-2954
Fax: 937-438-5844

Support Numbers

Technical Support: 800-451-0738
Marketing/Sales Support: 937-294-2954

<http://www.harborlink.net>